



**(1)(a) STATEMENT SHOWING SHAREHOLDING PATTERN IN CLAUSE-35****NAME OF THE COMPANY:YUKEN INDIA LIMITED****SCRIP CODE:****522108****Name of the Scrip:****Class of Security:****QUARTER ENDED:****31/03/2015**

Partly paid-up shares	No. of partly paid-up shares	As a % of total no. of partly paid-up shares	As a % of total no. of shares of the Company.
Held by promoter/promoter group	0	0	0
Held by Public	0	0	0
<b>Total:</b>	<b>0</b>	<b>0</b>	<b>0</b>
Outstanding convertible securities:	No. of outstanding securities	As a % of total no. of outstanding convertible securities.	As a % of total no. of shares of the Company assuming full conversion of the convertible securities
Held by promoter/promoter group	0	0	0
Held by Public	0	0	0
<b>Total:</b>	<b>0</b>	<b>0</b>	<b>0</b>
Warrants:	No. of warrants	As a % of total no. of warrants	As a % of total no. of shares of the Company, assuming full conversion of warrants
Held by promoter/promoter group	0	0	0
Held by Public	0	0	0
<b>Total:</b>	<b>0</b>	<b>0</b>	<b>0</b>
<b>Total paid-up capital of the Company, assuming full conversion of warrants and convertible securities</b>	<b>3000000</b>	<b>0</b>	<b>100.00</b>



CATEGORY CODE	CATEGORY OF SHAREHOLDER	NO OF SHAREHOLDERS	TOTAL NUMBER OF SHARES	NO OF SHARES HELD IN DEMATERIALIZED FORM	TOTAL SHAREHOLDING AS A % OF TOTAL NO OF SHARES		SHARES PLEDGE OR OTHERWISE ENCUMBERED	
					AS a PERCENTAGE of (A+B)	As a PERCENTAGE of (A+B+C)	NUMBER OF SHARES	AS a PERCENTAGE
(I)	(II)	(III)	(IV)	(V)	(VI)	(VII)	(VIII)	(IX)=(VIII)/(IV)*100
<b>(A)</b>	<b>PROMOTER AND PROMOTER GROUP</b>							
(1)	INDIAN							
(a)	Individual /HUF	3	27100	27100	0.90	0.90	0	0.00
(b)	Central Government/State Government(s)	0	0	0	0.00	0.00	0	0.00
(c)	Bodies Corporate	1	347952	347952	11.60	11.60	0	0.00
(d)	Financial Institutions / Banks	0	0	0	0.00	0.00	0	0.00
(e)	Others	0	0	0	0.00	0.00	0	0.00
	<b>Sub-Total A(1) :</b>	<b>4</b>	<b>375052</b>	<b>375052</b>	<b>12.50</b>	<b>12.50</b>	<b>0</b>	<b>0.00</b>
(2)	FOREIGN							
(a)	Individuals (NRIs/Foreign Individuals)	0	0	0	0.00	0.00	0	0.00
(b)	Bodies Corporate	1	1200000	1200000	40.00	40.00	0	0.00
(c)	Institutions	0	0	0	0.00	0.00	0	0.00
(d)	Qualified Foreign Investor	0	0	0	0.00	0.00	0	0.00
(e)	Others	0	0	0	0.00	0.00	0	0.00
	<b>Sub-Total A(2) :</b>	<b>1</b>	<b>1200000</b>	<b>1200000</b>	<b>40.00</b>	<b>40.00</b>	<b>0</b>	<b>0.00</b>
	<b>Total A=A(1)+A(2)</b>	<b>5</b>	<b>1575052</b>	<b>1575052</b>	<b>52.50</b>	<b>52.50</b>	<b>0</b>	<b>0.00</b>
<b>(B)</b>	<b>PUBLIC SHAREHOLDING</b>							
(1)	INSTITUTIONS							
(a)	Mutual Funds /UTI	2	1500	0	0.05	0.05		
(b)	Financial Institutions /Banks	0	0	0	0.00	0.00		
(c)	Central Government / State Government(s)	0	0	0	0.00	0.00		
(d)	Venture Capital Funds	0	0	0	0.00	0.00		
(e)	Insurance Companies	0	0	0	0.00	0.00		
(f)	Foreign Institutional Investors	0	0	0	0.00	0.00		
(g)	Foreign Venture Capital Investors	0	0	0	0.00	0.00		
(h)	Qualified Foreign Investor	0	0	0	0.00	0.00		
(i)	Others	0	0	0	0.00	0.00		




CATEGORY CODE	CATEGORY OF SHAREHOLDER	NO OF SHAREHOLDERS	TOTAL NUMBER OF SHARES	NO OF SHARES HELD IN DEMATERIALIZED FORM	TOTAL SHAREHOLDING AS A % OF TOTAL NO OF SHARES		SHARES PLEDGE OR OTHERWISE ENCUMBERED	
					AS a PERCENTAGE of (A+B)	As a PERCENTAGE of (A+B+C)	NUMBER OF SHARES	AS a PERCENTAGE
(I)	(II)	(III)	(IV)	(V)	(VI)	(VII)	(VIII)	(IX)=(VIII)/(IV)*100
	<b>Sub-Total B(1) :</b>	<b>2</b>	<b>1500</b>	<b>0</b>	<b>0.05</b>	<b>0.05</b>		
(2)	NON-INSTITUTIONS							
(a)	Bodies Corporate	89	172792	171724	5.76	5.76		
(b)	Individuals							
	(i) Individuals holding nominal share capital upto Rs.1 lakh	3645	835516	735273	27.85	27.85		
	(ii) Individuals holding nominal share capital in excess of Rs.1 lakh	10	340515	340515	11.35	11.35		
(c)	Qualified Foreign Investor	0	0	0	0.00	0.00		
(d)	Others							
	NON RESIDENT INDIANS	37	70301	70301	2.34	2.34		
	CLEARING MEMBERS	4	4324	4324	0.14	0.14		
	<b>Sub-Total B(2) :</b>	<b>3785</b>	<b>1423448</b>	<b>1322137</b>	<b>47.45</b>	<b>47.45</b>		
	<b>Total B=B(1)+B(2) :</b>	<b>3787</b>	<b>1424948</b>	<b>1322137</b>	<b>47.50</b>	<b>47.50</b>		
	<b>Total (A+B) :</b>	<b>3792</b>	<b>3000000</b>	<b>2897189</b>	<b>100.00</b>	<b>100.00</b>		
(C)	Shares held by custodians, against which Depository Receipts have been issued							
(1)	Promoter and Promoter Group							
(2)	Public	0	0	0	0.00	0.00		
	<b>GRAND TOTAL (A+B+C) :</b>	<b>3792</b>	<b>3000000</b>	<b>2897189</b>	<b>100.00</b>	<b>0.00</b>	<b>0</b>	<b>0.00</b>




(I)(b) Statement showing holding of securities (including shares, warrants, convertible securities) of persons belonging to the category "Promoter and Promoter Group"											
Sr.No	Name of the Shareholder	Details of Shares held		Encumbered shares (*)			Details of Warrants		Details of convertible securities		Total Shares (including underlying shares assuming full conversion of warrants and convertible securities) as a % of diluted share capital
		No. of Shares held	As a % of grand total (A)+(B)+(C)	Pledge Shares	AS a percentage	AS a % of grand total (A) + (B) + (C) of sub-clause (I)(a)	Number of warrants held	As a % total number of warrants of the same class	Number of convertible securities held	As a % total number of convertible securities of the same class	
(I)	(II)	(III)	(IV)	(V)	(VI)=(V)/(III)*100	(VII)	(VIII)	(IX)	(X)	(XI)	(XII)
1	YUKEN KOGYO CO LTD	1200000	40.00	0	0.00	0.00	0	0.00	0	0.00	0.00
2	BENEFIC INVESTMENT AND FINANCE COMPA	347952	11.60	0	0.00	0.00	0	0.00	0	0.00	0.00
3	C P RANGACHAR	21100	0.70	0	0.00	0.00	0	0.00	0	0.00	0.00
4	VIDYA RANGACHAR	4000	0.13	0	0.00	0.00	0	0.00	0	0.00	0.00
5	MADHURI RANGACHAR	2000	0.07	0	0.00	0.00	0	0.00	0	0.00	0.00
<b>TOTAL :</b>		<b>1575052</b>	<b>52.50</b>	<b>0</b>	<b>0.00</b>	<b>0.00</b>	<b>0</b>	<b>0.00</b>	<b>0</b>	<b>0.00</b>	<b>0.00</b>



(1)(c)(i) Statement showing holding of securities (including shares, warrants, convertible securities) of persons belonging to the category "Public" and holding more than 1% of the total number of shares								
Sr.No.	Name of the shareholder	Number of shares held	Shares as a percentage of total number of shares (i.e., Grant total (A)+(B)+(C) indicated in Statement at para (1)(a) above}	Details of warrants		Details of convertible securities		Total shares (including underlying shares assuming full conversion of warrants and convertible securities) as a % of diluted share capital)
				Number of warrants held	As a % total number of warrants of the same class	Number of convertible securities held	% w.r.t total number of convertible securities of the same class	
1	KCP SUGAR AND INDUSTRIES CORPORATION LIMITED	79304	2.64	0	0.00	0	0.00	0.00
2	ANIL BHAVANJI SHAH	70988	2.37	0	0.00	0	0.00	0.00
3	SALIM PYARLI GOVANI	49444	1.65	0	0.00	0	0.00	0.00
4	SHIVSWAROOP GUPTA (HUF)	39000	1.30	0	0.00	0	0.00	0.00
5	SHIVSWAROOP JAGMOHANLAL GUPTA	38060	1.27	0	0.00	0	0.00	0.00
6	MADHU JAYAKUMAR VADERA	33536	1.12	0	0.00	0	0.00	0.00
7	SAVITHA RAGHAVAN	33154	1.11	0	0.00	0	0.00	0.00
	<b>TOTAL :</b>	<b>343486</b>	<b>11.45</b>	<b>0</b>	<b>0.00</b>	<b>0</b>	<b>0.00</b>	<b>0.00</b>



(I)(c)(ii) Statement showing holding of securities (including shares, warrants, convertible securities) of persons (together with PAC) belonging to the category "Public" and holding more than 5% of the total								
Sr.No.	Name(s) of the shareholder(s) and the P	Number of shares held	Shares as a percentage of total number of shares {i.e., Grant total (A)+(B)+(C) indicated in Statement at para (I)(a) above}	Details of warrants		Details of convertible securities		Total shares (including underlying shares assuming full conversion of warrants and convertible securities) as a % of diluted share capital)
				Number of warrants held	As a % total number of warrants of the same class	Number of convertible securities held	% w.r.t total number of convertible securities of the same class	
				0	0.00	0	0.00	0.00
				0	0.00	0	0.00	0.00
	<b>TOTAL :</b>	<b>0</b>	<b>0.00</b>	<b>0</b>	<b>0.00</b>	<b>0</b>	<b>0.00</b>	<b>0.00</b>



(I)(d)	STATEMENT SHOWING DETAILS OF LOCKED-IN SHARES"				
SLNO	NAME OF THE SHAREHOLDER	CAT. CODE	NO OF SHARES	PERCENTAGE	
	<b>TOTAL :</b>		<b>0</b>	<b>0</b>	

