

YUKEN INDIA LIMITED
An ISO 9001:2015 Company
Manufacturers of Oil Hydraulic Equipment
IN COLLABORATION WITH YUKEN KOGYO CO. LTD., JAPAN.
CIN: L29150KA1976PLC003017



Regd. Office:	No. 16-C, Doddanekundi Industrial Area, II Phase, Mahadevapura, Bengaluru – 560 048.	Factory:	PB No. 5, Koppathimmanahalli Village, Malur-Hosur Main Road, Malur Taluk, Kolar District – 563 130.
Phone	+91 9731610341	Phone	+91 9845191995
Our Ref No:	YIL/Sec/2018	E-mail:	hmn_rao@yukenindia.com
Date:	03 rd November, 2018	Web:	www.yukenindia.com

To,
The General Manager,
Listing Compliance & Legal Regulatory,
BSE Limited, PJ Towers, Dalal Street,
Mumbai-400001.

BSE Script Code: 522108

Dear Sir,

Sub: Outcome of Board Meeting of the Company held on 03rd November, 2018.
Ref: Regulation 30(2) and 33 of SEBI (LODR) Regulations, 2015.

This is to inform you that the Board Meeting of the Company was held on **Saturday, 03rd November, 2018 at 12.00 Noon**, The Board inter alia, approved and taken on record the un-audited financial results of the Company for the Second quarter and half-year ended 30th September, 2018.

We enclose herewith, the unaudited financial results and Limited Review report for the second quarter and half-year ended 30th September, 2018.


We shall arrange to publish the unaudited financial results for the Second quarter and half-year ended 30th September, 2018 in the newspapers.

The Meeting concluded at 12.30 PM.

Thanking you,
Yours faithfully,
For **Yuken India Limited**

Vinayak Hegde
Company Secretary & Compliance Officer

Copy to:
Ahmedabad Stock Exchange Limited



Walker Chandiok & Co LLP

Walker Chandiok & Co LLP
5th Floor, No. 65/2, Block "A",
Bagmane Tridib, Bagmane Tech Park
C V Raman Nagar, Bengaluru 560093
India

T +91 80 4243 0700
F +91 80 4126 1228

Independent Auditor's Review Report on Quarterly Financial Results and Year to Date Results of the Company Pursuant to the Regulation 33 of the SEBI (Listing Obligations and Disclosure Requirements) Regulations, 2015


To the Board of Directors of Yuken India Limited

1. We have reviewed the accompanying statement of unaudited standalone financial results ('Statement') of Yuken India Limited ('the Company') for the quarter and six months ended 30 September 2018 being submitted by the Company pursuant to the requirements of Regulation 33 of the SEBI (Listing Obligations and Disclosure Requirements) Regulations, 2015. This Statement is the responsibility of the Company's Management and has been approved by the Board of Directors. Our responsibility is to issue a report on the Statement based on our review.
2. We conducted our review in accordance with the Standard on Review Engagement (SRE) 2410, Review of Interim Financial Information Performed by the Independent Auditor of the Entity, issued by the Institute of Chartered Accountants of India. This standard requires that we plan and perform the review to obtain moderate assurance as to whether the Statement is free of material misstatement. A review is limited primarily to inquiries of company personnel and analytical procedures, applied to financial data and thus provides less assurance than an audit. We have not performed an audit and accordingly, we do not express an audit opinion.
3. Based on our review conducted as above, nothing has come to our attention that causes us to believe that the accompanying Statement prepared in accordance with applicable Indian Accounting Standards specified under Section 133 of the Companies Act, 2013 and SEBI Circulars CIR/CFD/CMD/15/2015 dated 30 November 2015 and CIR/CFD/FAC/62/2016 dated 5 July 2016, and other recognised accounting practices and policies has not disclosed the information required to be disclosed in accordance with the requirements of Regulation 33 of the SEBI (Listing Obligations and Disclosure Requirements) Regulations, 2015, including the manner in which it is to be disclosed, or that it contains any material misstatement.

For **Walker Chandiok & Co LLP**
Chartered Accountants
Firm Registration No.: 001076N/N500013

Vijay V Singh

Vijay Vikram Singh
Partner
Membership No. 059139




Bengaluru
3 November 2018

Chartered Accountants

Offices in Bengaluru, Chandigarh, Chennai, Gurugram, Hyderabad, Kochi, Kolkata, Mumbai, New Delhi, Noida and Pune

Walker Chandiok & Co LLP is registered with limited liability with identification number AAC-2085 and its registered office at L-41 Connaught Circus, New Delhi, 110001, India



YUKEN INDIA LIMITED
Regd. office: No 16-C, Doddanekundi Industrial Area II Phase, Mahadevapura, Bangalore - 560 048, India.
CIN: L29150KA1976PLC003017
Website: www.yukenindia.com



Statement of Standalone Unaudited Financial Results for the quarter and six months ended 30 September 2018

(₹ in lakhs, except per share data)

Part I Particulars		Quarter ended			Six months ended		Year ended
		30 September 2018	30 June 2018	30 September 2017	30 September 2018	30 September 2017	31 March 2018
		Unaudited	Unaudited	Unaudited	Unaudited	Unaudited	Audited
I	Revenue from operations (net) Excise duty (refer note 3)	7,123.30 -	6,080.19 -	5,488.78 -	13,203.49 -	10,117.47 541.65	22,916.57 541.65
II	Revenue from operations	7,123.30	6,080.19	5,488.78	13,203.49	10,659.12	23,458.22
III	Other income	117.03	162.96	63.00	279.99	137.22	404.30
IV	Total revenue (II + III)	7,240.33	6,243.15	5,551.78	13,483.48	10,796.34	23,862.52
V	EXPENSES						
(a)	Cost of materials consumed	3,514.37	3,242.34	2,855.68	6,756.71	5,256.00	11,502.82
(b)	Purchases of stock-in-trade	377.70	285.75	306.83	663.45	434.79	1,040.80
(c)	Changes in stock of finished goods, work-in-progress and stock-in-trade	125.48	(279.88)	(269.98)	(154.40)	(358.32)	(77.68)
(d)	Excise duty on sale of products	-	-	-	-	541.65	541.65
(e)	Employee benefits expense	853.41	829.65	813.57	1,683.06	1,539.54	3,170.55
(f)	Finance costs	152.86	149.49	156.52	302.35	316.94	714.47
(g)	Depreciation and amortisation expense	81.22	79.91	76.47	161.13	150.17	308.72
(h)	Other expenses	1,669.46	1,572.70	1,264.45	3,242.16	2,464.35	5,340.20
	Total expenses (V)	6,774.50	5,879.96	5,203.54	12,654.46	10,345.12	22,541.53
VI	Profit before tax (IV - V)	465.83	363.19	348.24	829.02	451.22	1,320.99
VII	Tax expense						
(a)	Current tax	126.00	98.70	124.70	224.70	150.44	374.26
(b)	Deferred tax	(6.20)	9.26	(3.07)	3.06	(1.24)	78.00
	Total tax expense (VII)	119.80	107.96	121.63	227.76	149.20	452.26
VIII	Profit after tax (VI - VII)	346.03	255.23	226.61	601.26	302.02	868.73
IX	Other comprehensive income	-	-	-	-	-	(19.37)
X	Tax expense/(benefit) on above	-	-	-	-	-	(10.95)
XI	Other comprehensive income net of tax (IX - X)	-	-	-	-	-	(8.42)
XII	Total comprehensive income for the period (VIII+IX)	346.03	255.23	226.61	601.26	302.02	860.31
XIII	Earnings per equity share :(refer note 5) (not annualised)						
(a)	Basic	2.88	2.13	1.89	5.01	2.52	7.24
(b)	Diluted	2.88	2.13	1.89	5.01	2.52	7.24



For YUKEN INDIA LTD.

C.P. Rangachar
C.P. Rangachar
Managing Director





Part-II
Statement of Assets and Liabilities

(₹ in lakhs)

Particulars	As at 30 September 2018	As at 31 March 2018
	Unaudited	Audited
ASSETS		
Non-current assets		
Property, plant and equipment	5,983.34	5,841.99
Capital work in progress	219.58	87.87
Other intangible assets	60.79	69.17
Investment property	64.90	64.90
Financial assets		
(i) Investments	927.30	900.80
(ii) Loans	133.77	259.99
(iii) Other financial assets	8.63	8.08
Deferred tax assets	64.54	64.54
Other non-current assets	140.57	42.46
Total non-current assets - (I)	7,603.42	7,339.80
Current assets		
Inventories	3,798.38	3,436.27
Financial assets		
(i) Trade receivables	7,740.38	6,933.28
(ii) Cash and cash equivalents	20.54	40.96
(iii) Bank balances	68.80	50.85
(iv) Loans	270.17	269.24
(v) Other financial assets	289.96	251.99
Current tax assets	72.11	72.11
Other current assets	1,408.97	1,599.72
Total current assets - (II)	13,669.31	12,654.42
Total Assets (I + II)	21,272.73	19,994.22
EQUITY AND LIABILITIES		
Equity		
Equity share capital	1,200.00	300.00
Other equity	5,554.29	5,925.34
Total equity - (I)	6,754.29	6,225.34
LIABILITIES		
Non-current liabilities		
Financial liabilities		
(i) Borrowings	896.85	1,096.45
(ii) Other financial liabilities	915.04	914.09
Provisions	153.21	117.21
Deferred tax liabilities (net)	73.19	70.13
Total non-current liabilities - (II)	2,038.29	2,197.88
Current liabilities		
Financial liabilities		
(i) Borrowings	4,837.59	4,543.20
(ii) Trade payables	4,790.66	4,579.70
(iii) Other financial liabilities	1,860.57	1,665.65
Provisions	342.41	280.41
Current tax liabilities (net)	225.72	169.75
Other current liabilities	423.20	332.29
Total current liabilities - (III)	12,480.15	11,571.00
Total Equity and liabilities (I + II + III)	21,272.73	19,994.22

Notes

- The company primarily operates in a single reportable segment - Hydraulics.
- The above unaudited standalone financial results of the Company for the quarter and six months ended 30 September 2018 have been reviewed and recommended for adoption by the Audit Committee and approved by Board of Directors of the company at their respective meeting held on 3 November 2018. The statutory auditors of the Company have carried out the limited review of the above financial
- In accordance with Ind-AS 115, "Revenue from Contracts with Customers" for six months ended 30 September 2018 and 31 March 2018 does not include GST (Goods and Service Tax). However, revenue from operations for the period ended 30 June 2017 is gross of excise duty.
- Prior period figures have been regrouped/ reclassified, wherever necessary, to conform to the current periods' presentation.
- The Company had declared final dividend @ 20% (i.e. ₹ 2 per equity shares of ₹ 10 each) aggregating to ₹ 72.33 lakhs, including dividend distribution tax ("DDT") for the year ended 31 March 2018, which has been approved in the annual general meeting of the Company held on 04 September 2018. During the quarter, the Company has paid DDT and deposited dividend in a scheduled bank within the prescribed time.
- Effective 1 April 2018, the Company adopted Ind AS 115 "Revenue from Contracts with Customers" using the cumulative catch-up transition method which is applied to contracts that were not completed as of 1 April 2018. Accordingly, the comparatives have not been retrospectively adjusted. The effect on adoption of Ind AS 115 was insignificant on the financial statements.
- The Company has allotted 90,00,000 fully paid equity shares of face value ₹ 10/- each during the three months ended 30 September 2018 pursuant to bonus issue (Three equity shares for every share held) approved by the shareholders through e-voting and physical ballot. The bonus shares were issued by capitalization of profits transferred from free reserves. The record date fixed by the board of directors as 14 September 2018. The earnings per share has been adjusted for previous periods presented in accordance with Ind-AS 33, "Earnings per share".

Place: Bengaluru
 Date: 3 November 2018



By the Order of the Board of the Directors

 CP Rangachar
 Managing Director

