

	<p align="center">YUKEN INDIA LIMITED An ISO 9001:2015 Company Manufacturers of Oil Hydraulic Equipment IN COLLABORATION WITH YUKEN KOGYO CO. LTD., JAPAN. CIN: L29150KA1976PLC003017</p>		
Regd. Office:	No. 16-C, Doddanekundi Industrial Area, II Phase, Mahadevapura, Bengaluru – 560 048.	Factory:	PB No. 5, Koppathimmanahalli Village, Malur-Hosur Main Road, Malur Taluk, Kolar District – 563 130.
Phone	+91 9731610341	Phone	+91 9845191995
Our Ref No:	YIL/Sec/2019	E-mail:	hmn_rao@yukenindia.com
Date:	02 nd February, 2019	Web:	www.yukenindia.com

To,
The General Manager,
Listing Compliance & Legal Regulatory,
BSE Limited, PJ Towers, Dalal Street,
Mumbai-400001.

BSE Script Code: 522108

Dear Sir,

Sub: Outcome of Board Meeting of the Company held on 02nd February, 2019.
Ref: Regulation 30(2) and 33 of SEBI (LODR) Regulations, 2015.


This is to inform you that the Board Meeting of the Company was held on **Saturday, 02nd February, 2019 at 12.00 Noon**, The Board inter alia, approved and taken on record the un-audited financial results of the Company for the third quarter ended 31st December, 2018.

We enclose herewith, the unaudited financial results and Limited Review report for the Third quarter ended 31st December, 2018.

We shall arrange to publish the unaudited financial results for the Third quarter ended 31st December, 2018 in the newspapers.

The Meeting concluded at 02.00 pm.

Thanking you,
Yours faithfully,
For **Yuken India Limited**



Vinayak Hegde
Company Secretary & Compliance Officer



Walker Chandiook & Co LLP

Walker Chandiook & Co LLP
5th Floor, No. 65/2, Block "A",
Bagmane Tridib, Bagmane Tech Park
C V Raman Nagar, Bengaluru 560093
India

T +91 80 4243 0700
F +91 80 4126 1228

Independent Auditor's Report on Standalone Financial Results of the Company Pursuant to the Regulation 33 of the SEBI (Listing Obligations and Disclosure Requirements) Regulations, 2015

To the Board of Directors of Yuken India Limited

1. We have audited the standalone financial results of Yuken India Limited ('the Company') for the year ended 31 March 2019, being submitted by the Company pursuant to the requirement of Regulation 33 of the SEBI (Listing Obligations and Disclosure Requirements) Regulations, 2015. Attention is drawn to Note 7 to the standalone financial results regarding the figures for the quarter ended 31 March 2019 as reported in these standalone financial results, which are the balancing figures between audited standalone figures in respect of the full financial year and the published standalone year to date figures up to the end of the third quarter of the financial year. Also, the figures up to the end of the third quarter had only been reviewed and not subjected to audit. These standalone financial results are based on the standalone financial statements for the year ended 31 March 2019 prepared in accordance with the accounting principles generally accepted in India, including Indian Accounting Standards ('Ind AS') specified under Section 133 of the Companies Act, 2013 ('the Act') and published standalone year to date figures up to the end of the third quarter of the financial year prepared in accordance with the recognition and measurement principles laid down in Ind AS 34, Interim Financial Reporting, specified under Section 133 of the Act, and SEBI Circulars CIR/CFD/CMD/15/2015 dated 30 November 2015 and CIR/CFD/FAC/62/2016 dated 5 July 2016, which are the responsibility of the Company's management. Our responsibility is to express an opinion on these standalone financial results based on our audit of the standalone financial statements for the year ended 31 March 2019 and our review of standalone financial results for the nine-month period ended 31 December 2018.
2. We conducted our audit in accordance with the auditing standards generally accepted in India. Those standards require that we plan and perform the audit to obtain reasonable assurance about whether the standalone financial results are free of material misstatement(s). An audit includes examining, on a test basis, evidence supporting the amounts disclosed as standalone financial results. An audit also includes assessing the accounting principles used and significant estimates made by management. We believe that our audit provides a reasonable basis for our opinion.



Walker Chandiok & Co LLP

3. In our opinion and to the best of our information and according to the explanations given to us, the standalone financial results:
- (i) are presented in accordance with the requirements of Regulation 33 of the SEBI (Listing Obligations and Disclosure Requirements) Regulations, 2015, read with SEBI Circulars CIR/CFD/CMD/15/2015 dated 30 November 2015 and CIR/CFD/FAC/62/2016 dated 5 July 2016 in this regard; and
 - (ii) give a true and fair view of the standalone net profit (including other comprehensive income) and other financial information in conformity with the accounting principles generally accepted in India including Ind AS specified under Section 133 of the Act for the year ended 31 March 2019.

For Walker Chandiok & Co LLP
Chartered Accountants
Firm Registration No.: 001076N/N500013

Vijay V Singh

Vijay Vikram Singh
Partner
Membership No. 059139

Bengaluru
28 May 2019



Walker Chandiook & Co LLP

Walker Chandiook & Co LLP
5th Floor, No. 65/2, Block "A",
Bagmane Tridib, Bagmane Tech Park
C V Raman Nagar, Bengaluru 560093
India

T +91 80 4243 0700
F +91 80 4126 1228

Independent Auditor's Report on Consolidated Financial Results of the Company Pursuant to the Regulation 33 of the SEBI (Listing Obligations and Disclosure Requirements) Regulations, 2015

To the Board of Directors of Yuken India Limited

1. We have audited the consolidated financial results of Yuken India Limited ('the Holding Company'), its subsidiaries (the Holding Company and its subsidiaries together referred to as 'the Group'), and its associates for the year ended 31 March 2019, being submitted by the Holding Company pursuant to the requirement of Regulation 33 of the SEBI (Listing Obligations and Disclosure Requirements) Regulations, 2015. These consolidated financial results are based on the consolidated financial statements for the year ended 31 March 2019 prepared in accordance with the accounting principles generally accepted in India, including Indian Accounting Standards ('Ind AS') specified under Section 133 of the Companies Act, 2013 ('the Act') and SEBI Circulars CIR/CFD/CMD/15/2015 dated 30 November 2015 and CIR/CFD/FAC/62/2016 dated 5 July 2016, which are the responsibility of the Holding Company's management. Our responsibility is to express an opinion on these consolidated financial results based on our audit of the consolidated financial statements for the year ended 31 March 2019.
2. We conducted our audit in accordance with the auditing standards generally accepted in India. Those standards require that we plan and perform the audit to obtain reasonable assurance about whether the financial results are free of material misstatement(s). An audit includes examining, on a test basis, evidence supporting the amounts disclosed as financial results. An audit also includes assessing the accounting principles used and significant estimates made by management. We believe that our audit provides a reasonable basis for our opinion.
3. In our opinion and to the best of our information and according to the explanations given to us and based on the consideration of the reports of other auditors on separate financial results and on other financial information of the subsidiaries and associates, the consolidated financial results:
 - (i) include the financial results for the year ended 31 March 2019, of the entities listed in Annexure I:
 - (ii) are presented in accordance with the requirements of Regulation 33 of the SEBI (Listing Obligations and Disclosure Requirements) Regulations, 2015, read with SEBI Circulars CIR/CFD/CMD/15/2015 dated 30 November 2015 and CIR/CFD/FAC/62/2016 dated 5 July 2016 in this regard; and
 - (iii) give a true and fair view of the consolidated net profit (including other comprehensive income) and other financial information in conformity with the accounting principles generally accepted in India including Ind AS specified under Section 133 of the Act for the year ended 31 March 2019



Chartered Accountants

Offices in Bengaluru, Chandigarh, Chennai, Gurugram, Hyderabad, Kochi, Kolkata, Mumbai, New Delhi, Noida and Pune

Walker Chandiook & Co LLP is registered with limited liability with identification number AAC-2085 and its registered office at L-41 Connaught Circus, New Delhi, 110001, India

Walker ChandioK & Co LLP

4. We did not audit the financial statements of three subsidiaries, whose financial statements reflect total assets of ₹7,234.61 lakhs, net assets of ₹97.08 lakhs as at 31 March 2019 and total revenues of ₹9,905.22 lakhs for the year ended on that date, as considered in the consolidated financial results. The consolidated financial results also include the Group's share of net profit (including other comprehensive income) of ₹43.57 lakhs for the year ended 31 March 2019, as considered in the consolidated financial results, in respect of three associates, whose financial statements have not been audited by us. These financial statements have been audited by other auditors whose reports have been furnished to us by the management and our opinion on the consolidated financial results, in so far as it relates to the amounts and disclosures included in respect of these subsidiaries and associates, and our report in terms of Regulation 33 of the SEBI (Listing Obligations and Disclosure Requirements) Regulations, 2015, read with SEBI Circulars CIR/CFD/CMD/15/2015 dated 30 November 2015 and CIR/CFD/FAC/62/2016 dated 5 July 2016, in so far as it relates to the aforesaid subsidiaries and associates, are based solely on the reports of such other auditors. Our opinion on the consolidated financial results is not modified in respect of this matter with respect to our reliance on the work done by and the reports of the other auditors.

For Walker ChandioK & Co LLP
Chartered Accountants
Firm Registration No.: 001076N/N500013

Vijay V Singh

Vijay Vikram Singh
Partner
Membership No. 059139

Bengaluru
28 May 2019



Walker Chandio & Co LLP

Annexure I

List of entities included in the Statement


Subsidiaries:

- (a) Coretec Engineering India Private Limited;
- (b) Grotek Enterprises Private Limited;
- (c) Yulfow Engineering Private Limited

Associates:


- (a) Sai India Limited;
- (b) Bourton Consulting (India) Private Limited;
- (c) Kolben Hydraulics Limited





YUKEN INDIA LIMITED

Registered office: No 16-C, Doddanekundi Industrial Area II Phase, Mahadevapura, Bangalore - 560 048, India.
Corporate office: PB No. 5, Koppalthimmanahalli Village, Malur-Hosur Main Road, Malur Taluk, Kolar District - 563 130, India.
CIN: L29150KA1976PLC003017
Website: www.yukenindia.com




Statement of Standalone and Consolidated Audited Financial Results for the quarter and the year ended 31 March 2019

(₹ in lakhs, except per share data)

Particulars	Standalone					Consolidated	
	Quarter ended		Year ended			Year ended	
	31 March 2019	31 December 2018	31 March 2018	31 March 2019	31 March 2018	31 March 2019	31 March 2018
	Audited*	Unaudited	Audited*	Audited	Audited	Audited	Audited
I Revenue from operations (net) Excise duty (refer note 2)	7,871.24	7,340.39	6,658.11	28,415.10	22,916.57	33,941.30	26,793.02
		-	-	-	541.65	-	639.55
II Revenue from operations	7,871.24	7,340.39	6,658.11	28,415.10	23,458.22	33,941.30	27,432.57
III Other income	214.11	113.41	179.57	603.64	404.30	561.75	266.65
IV Total revenue (II + III)	8,085.35	7,453.80	6,837.68	29,018.74	23,862.52	34,503.05	27,699.22
V EXPENSES							
(a) Cost of materials consumed	4,170.31	3,746.80	3,256.25	14,673.82	11,502.82	15,512.62	11,916.09
(b) Purchases of stock-in-trade	686.90	477.54	348.39	1,827.89	1,040.80	1,827.89	1,042.21
(c) Changes in stock of finished goods, work-in-progress and stock-in-trade	(382.40)	(139.27)	149.54	(676.07)	(77.68)	(862.78)	(150.43)
(d) Excise duty on sale of products	-	-	-	-	541.65	-	639.55
(e) Employee benefits expense	909.94	905.21	789.59	3,498.21	3,156.47	4,314.26	3,888.22
(f) Finance costs	169.98	156.95	214.61	629.28	714.47	788.78	814.17
(g) Depreciation and amortisation expense	86.19	82.12	77.76	329.44	308.72	619.90	555.51
(h) Other expenses	1,873.91	1,673.84	1,527.97	6,786.05	5,354.28	10,248.11	7,831.38
Total expenses (V)	7,514.83	6,903.19	6,364.11	27,068.62	22,541.53	32,448.78	26,536.70
VI Profit / (loss) before exceptional items and tax (IV - V)	570.52	550.61	473.57	1,950.12	1,320.99	2,054.27	1,162.52
VII Exceptional items (refer note 3)	13,047.82	-	-	13,047.82	-	13,047.82	-
VIII Profit / (loss) before tax (VI + VII)	13,618.34	550.61	473.57	14,997.94	1,320.99	15,102.09	1,162.52
IX Tax expense/(benefit)							
(a) Current tax	2,830.54	156.21	97.69	3,211.45	374.26	3,255.66	390.16
(b) MAT credit	(97.89)	-	-	(97.89)	-	(142.11)	-
(c) Tax (reversals)/charge for the prior periods	-	(3.46)	-	(3.46)	-	(3.46)	-
(d) Deferred tax	71.91	(4.87)	74.38	70.10	78.00	96.02	56.58
Total tax expense/(benefit)	2,804.56	147.88	172.07	3,180.20	452.26	3,206.11	446.74
X Profit / (loss) after tax from operations (VIII - IX)	10,813.78	402.73	301.50	11,817.74	868.73	11,895.98	715.78
XI Share of profit/(loss) of associates	-	-	-	-	-	43.57	(5.06)
XII Profit / (loss) after tax and share of profit of associates (X + XI)	10,813.78	402.73	301.50	11,817.74	868.73	11,939.55	710.72
XIII Other comprehensive income	(15.86)	-	(19.37)	(15.86)	(19.37)	(17.29)	(13.48)
XIV Tax expense/(benefit) on above	4.24	-	(10.95)	4.24	(10.95)	3.80	(9.82)
XV Other comprehensive income net of tax(XIII-XIV)	(20.10)	-	(8.42)	(20.10)	(8.42)	(21.09)	(3.66)
XVI Total comprehensive income for the period (XII+XV)	10,793.68	402.73	293.08	11,797.64	860.31	11,918.46	707.06
XVII Earnings per equity share : (Refer Note 5)							
Continuing operations:							
(a) Basic	90.11	3.36	2.51	98.48	7.24	99.50	5.92
(b) Diluted	90.11	3.36	2.51	98.48	7.24	99.50	5.92


* refer note 7 below





YUKEN INDIA LIMITED

Registered office: No 16-C, Doddanekundi Industrial Area II Phase, Mahadevapura, Bangalore - 560 048, India.
Corporate office: PB No. 5, Koppalthimmanahalli Village, Malur-Hosur Main Road, Malur Taluk, Kolar District - 563 130, India.
CIN: L29150KA1976PLC003017
Website: www.yukenindia.com



Statement of Standalone and Consolidated Assets and Liabilities as at the year ended 31 March 2019


(₹ in lakhs)

Particulars	Standalone		Consolidated	
	As at	As at	As at	As at
	31 March 2019	31 March 2018	31 March 2019	31 March 2018
	Audited	Audited	Audited	Audited
ASSETS				
Non-current assets	6,392.84	5,841.99	9,259.85	8,102.91
Property, plant and equipment	529.94	87.87	891.74	113.50
Capital work in progress	55.77	69.17	271.86	288.89
Intangible assets	-	64.90	-	64.90
Investment property	-	-	35.61	35.61
Goodwill arising on consolidation	937.61	900.80	413.95	367.80
Financial assets:	0.88	259.99	0.88	3.46
(i) Investments	18.31	8.08	24.01	37.84
(ii) Loans	97.89	64.54	142.11	64.54
(iii) Other financial assets	199.09	42.46	698.89	62.16
Deferred tax asset	8,232.33	7,339.80	11,738.90	9,141.61
Other non-current assets				
Current assets	17,548.60	3,436.27	18,379.29	4,021.86
Inventories	8,375.27	6,933.28	9,577.30	7,825.84
Financial assets:	68.94	40.96	102.47	62.62
(i) Trade receivables	51.60	50.85	51.60	50.85
(ii) Cash and cash equivalents	271.80	269.24	27.91	15.02
(iii) Bank balances other than cash and cash equivalents	255.17	251.99	255.17	226.99
(iv) Loans	72.23	72.11	72.22	97.92
(v) Other financial assets	1,559.45	1,599.72	607.05	471.51
Current tax assets	28,203.06	12,654.42	29,073.01	12,772.61
Other current assets				
	36,435.39	19,994.22	40,811.91	21,914.22
Total Assets				
EQUITY AND LIABILITIES				
Equity	1,200.00	300.00	1,200.00	300.00
Equity share capital	16,750.65	5,925.34	16,176.84	5,230.71
Other equity	17,950.65	6,225.34	17,376.84	5,530.71
LIABILITIES				
Non-current liabilities				
Financial liabilities:	1,164.75	1,096.45	1,813.28	1,186.60
(i) Borrowings	634.11	577.74	633.71	577.00
(ii) Other financial liabilities	95.64	117.21	172.67	187.96
Provisions	144.47	70.13	345.89	246.05
Deferred tax liabilities (net)	255.51	322.17	255.51	322.17
Other non-current liabilities	2,294.48	2,183.70	3,221.06	2,519.78
Current liabilities				
Financial liabilities:	7,344.19	4,543.20	6,813.70	5,634.44
(i) Borrowings	324.86	228.16	648.98	413.46
(ii) Trade payables	4,606.48	4,350.94	6,232.52	5,123.87
(a) Total outstanding dues of micro enterprises and small enterprises	1,750.82	1,613.76	1,806.05	1,640.93
(b) Total outstanding dues of creditors other than micro enterprises and small enterprises	302.59	280.41	369.33	355.49
(iii) Other financial liabilities	330.88	169.75	379.56	190.68
Provisions	1,530.44	398.96	1,963.86	504.86
Current tax liabilities (net)	16,190.26	11,585.18	20,214.00	13,863.73
Other current liabilities				
	36,435.39	19,994.22	40,811.91	21,914.22
TOTAL EQUITY AND LIABILITIES				

Notes

- The above audited standalone and consolidated financial results of the Company have been reviewed by the Audit Committee and approved by the Board of Directors at their respective meetings held on 28 May 2019. The Statutory Auditors of the Company have carried out audit of the above financial results.
- Post implementation of Goods and Services Tax ("GST") with effect from 1 July 2017, revenue from operations is disclosed net of GST. Revenue from operations for year ended 31 March 2018 includes excise duty up to 30 June 2017 which is now subsumed into GST. Accordingly, revenue from operations for the year ended 31 March 2019 is not comparable with year ended 31 March 2018.
- The Company has recorded an exceptional item pertaining to the sale of development rights of its investment property under the Joint Development Agreement. In accordance with Para 66 of Ind AS 115 - Revenue from contract with customers, the consideration for the sale of development rights is measured at the estimated standalone selling price of the residential units.
- The Company has received ₹ 359.65 lakhs for the quarter and ₹ 609.10 lakhs for the year ended 31 March 2019 from Brigade Enterprises Limited in accordance with the Joint Development Agreement.
- The Company had allotted 90,00,000 fully paid equity shares of face value ₹ 10 each during the quarter ended 30 September 2018 pursuant to bonus issue (Three equity shares to one equity share) approved by the shareholders through e-voting and physical ballot. The bonus shares were issued by capitalization of profits transferred from general reserve. The Record date fixed by the board of directors was 14 September 2018. The earnings per share has been adjusted for previous periods presented in accordance with Ind-AS 33, "Earnings per share".
- The Board of Directors have recommended payment of final dividend of 20% (₹2 per equity share) for the financial year ended 31 March 2019.
- The figures for the last quarter are the balancing figures between audited figures in respect of the full financial year and the published year to date figures up to third quarter of the financial year.
- The Holding Company has published only standalone results on a quarterly basis, hence the consolidated financial results presented above contain only annual figures.
- The previous period/year's figures have been re-grouped wherever necessary to confirm to this period/year's classification.





YUKEN INDIA LIMITED

Registered office: No 16-C, Doddanekundi Industrial Area II Phase, Mahadevapura, Bangalore - 560 048, India.
Corporate office: PB No. 5, Koppalthimmanahalli Village, Malur-Hosur Main Road, Malur Taluk, Kolar District - 563 130, India.
CIN: L29150KA1976PLC003017
Website: www.yukenindia.com



Consolidated segment-wise revenue, results, assets and liabilities for the Year ended 31 March 2019

Particulars	Year ended	
	31 March 2019	31 March 2018
	Audited	Audited
Segment revenue (sales and other operating income)		
(a) Hydraulic business	28,657.79	23,062.12
(b) Foundry business	6,820.13	5,060.53
Total segment revenue	35,477.92	28,122.65
Less: Inter segment revenue	1,536.62	1,329.63
Add: Excise duty	-	639.55
Net segment revenue	33,941.30	27,432.57
Other revenue	561.75	266.65
Total revenue	34,503.05	27,699.22
Segment results (Profit/Loss) before tax, interest and exceptional items		
(a) Hydraulic business	5,822.27	4,855.35
(b) Foundry business	(920.56)	(1,226.30)
Total segment results	4,901.71	3,629.05
Less: Finance costs	788.78	814.17
Less: Other unallocable expense net of unallocable income	2,058.66	1,652.36
Total profit/(loss) before tax and exceptional items	2,054.27	1,162.52

Notes on segment information:

- The Managing Director of the Company has been identified as the Chief Operating Decision Maker (CODM) as defined by Ind AS 108, "Operating Segments." The CODM evaluates the Company performance and allocates resources based on hydraulic business performance and foundry business performance. Accordingly the segment information has been presented.
- Assets and liabilities used in the Company's business are not identified to any of the operating segments, as they can be used interchangeably between segments.
- Segment revenue and segment results represent amounts identifiable to each of the segments. Segment revenue includes revenue from operations, other operating income and other income. Other "unallocable expense net of unallocable income" mainly includes interest income and expenses on common services not directly identifiable to individual segments and corporate expenses on common services not directly identifiable to individual segments and corporate expenses.
- The foundry business has earned a profit before tax and interest amounting to ₹410.17 lakhs (31 March 2018: loss before tax and interest ₹73.40 lakhs) as compared to a loss amounting to ₹920.56 lakhs (31 March 2018: ₹1,226.30 lakhs) as disclosed in the segment information. The loss disclosed in the segment information is mainly on account of elimination of inter segment revenue.
- The Company has presented the consolidated segment information. Accordingly, in terms of Paragraph 4 of Ind AS 108 "Operating Segments", no disclosures related to segments are presented for the standalone financial results.
- Prior period figures have been regrouped/ reclassified, wherever necessary, to conform to the current periods' presentation.

Place: Bengaluru
Date: 28 May 2019

By the Order of the Board of the Directors

CP Rangachar

CP Rangachar
Managing Director



	<p align="center">YUKEN INDIA LIMITED An ISO 9001:2015 Company Manufacturers of Oil Hydraulic Equipment IN COLLABORATION WITH YUKEN KOGYO CO. LTD., JAPAN. CIN: L29150KA1976PLC003017</p>		
Regd. Office:	No. 16-C, Doddanekundi Industrial Area II Phase, Mahadevapura, Bengaluru – 560 048.	Factory:	PB No. 5, Koppathimmanahalli Village, Malur-Hosur Main Road, Malur Taluk, Kolar District – 563 130.
Phone	+91- 9731610341	Phone :	+91 9845191995
Our Ref No:	YIL/Sec/2019	E-mail:	hmn_rao@yukenindia.com
Date:	28 th May, 2019	Web:	www.yukenindia.com

To,

The General Manager,
Listing Compliance & Legal Regulatory,
BSE Limited, PJ Towers, Dalal Street,
Mumbai-400001.
Dear Sir,

BSE Script Code: 522108

Sub: Submission of Audited Financial Results and Auditors' Report for the financial year ended 31st March, 2019:

In compliance with Regulation 33 of SEBI (Listing Obligations and Disclosure Requirements) Regulations, 2015, we submit herewith,

1. Audited Standalone and Consolidated Financial Statements, as on 31st March, 2019 and
2. Auditors' Report – Standalone & Consolidated.

Yours faithfully,

For **Yuken India Limited**



Vinayak Hegde
Company Secretary & Compliance Officer



Copy to:

Ahmedabad Stock Exchange Limited